




# ESCAPE SERIES

## NOMAD 43" X 92"




<b>SEATING</b>	2 Adults
<b>DIMENSIONS</b>	43" x 92" x 38" (Fits through most exterior doorways)
<b>DRY WEIGHT</b>	700 lbs
<b>WATER CAPACITY</b>	260 - 310 gallons
<b>HYDROTHERAPY JETS</b>	14 Duo-Tone; Graphite Gray Jets 
<b>DIGITAL CONTROLS</b>	Top side control with digital readout
<b>LIGHTING</b>	4" Underwater LED
<b>WATERFALL</b>	None
<b>ICEBUCKET</b>	None
<b>SHELL</b>	ABS backed Acrylic Shell with Acrylobond substructure.
<b>SURROUND CABINET</b>	Highwood: Gray, Brown, Mahogany or Tan
<b>INSULATION</b>	Five Stage Arctic Seal
<b>ELECTRICAL</b>	220 volt 50 amp
<b>PUMPS</b>	2.0 Horsepower, 56 frame, 2-speed, 220 volt, and 1/15 horsepower circulation pumps.
<b>HEATER</b>	5.5kw, stainless steel, with flow through housing.

<b>FILTER</b>	50 square foot with telescopic filter basket.
<b>OZONATOR</b>	Ozone water purification system, corona discharge standard.
<b>PILLOWS</b>	Standard
<b>WARRANTY</b>	5 year shell. 1 year no fault.
<b>COVER</b>	UL Approved Safety Cover


### SHELL COLOR OPTIONS




Silver Birch



Storm Cloud



Tuscan Sun



Glacier Mountain




Pacific Rim



Alabaster Wave



Sahara



Smoky Mountain

### SKIRT COLOR OPTIONS



Gray



Brown



Mahogany



Tan