





ESCAPE SERIES

JOURNEY 78" X 78"

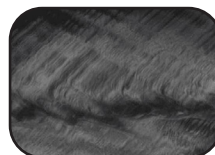
SEATING	4-5 Adults (Bench, bucket and lounge seating)
DIMENSIONS	78" x 78" x 38"
DRY WEIGHT	850 lbs
WATER CAPACITY	350 - 375 gallons
HYDROTHERAPY JETS	14 Duo-Tone; Graphite Gray Jets 
DIGITAL CONTROLS	Top side control with digital read out.
LIGHTING	4" Underwater LED
WATERFALL	Optional
ICEBUCKET	None
SHELL	ABS backed Acrylic Shell with Acrylobond substructure.
SURROUND CABINET	Highwood: Redwood, Gray, Brown, Mahogany or Tan
INSULATION	Five Stage Arctic Seal
ELECTRICAL	220 volt 50 amp
PUMPS	2.0 Horsepower, 56 frame, 2-speed, 220 volts and 1/15 horsepower circulation pumps.
HEATER	5.5kw, stainless steel, with flow through housing.
FILTER	50 square foot with telescopic filter basket.
OZONATOR	Ozone water purification system, corona discharge standard.
PILLOWS	Standard
WARRANTY	5 year shell. 1 year no fault.
COVER	UL Approved Safety Cover




SHELL COLOR OPTIONS




Silver Birch




Storm Cloud



Tuscan Sun



Sterling Silver



Pacific Rim



Alabaster Wave



Sahara



Smoky Mountain

SKIRT COLOR OPTIONS



Redwood



Gray



Brown



Mahogany



Tan